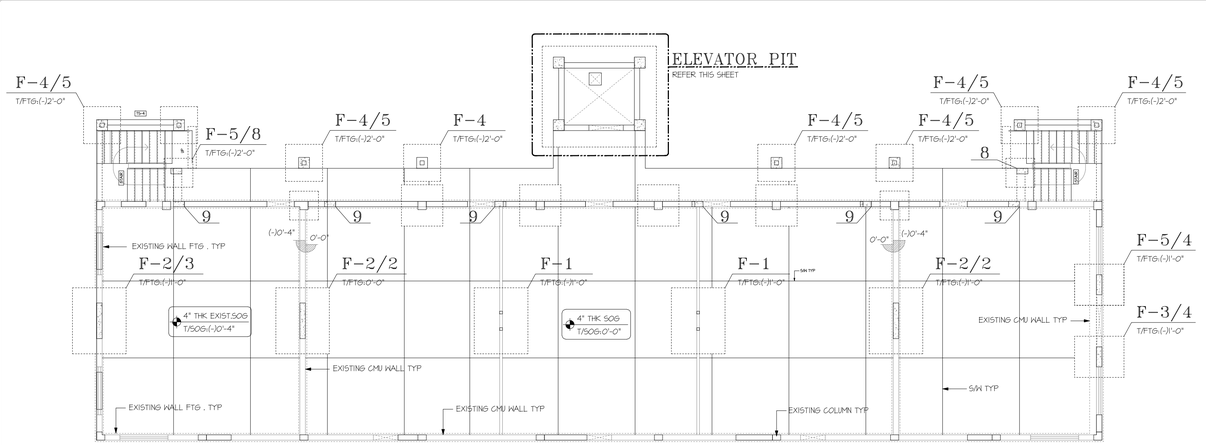

FIRST FLOOR PLAN

SDR:S-1
SCALE:1/8"=1'-0"

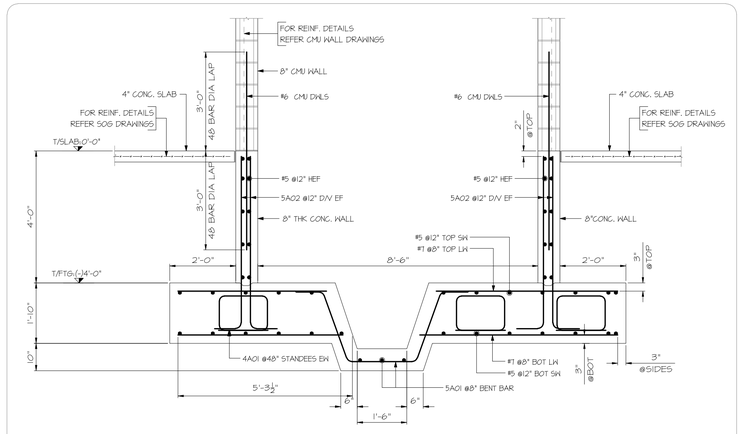

SECTION 1

SDR:2/S-4
SCALE:1/2"=1'-0"

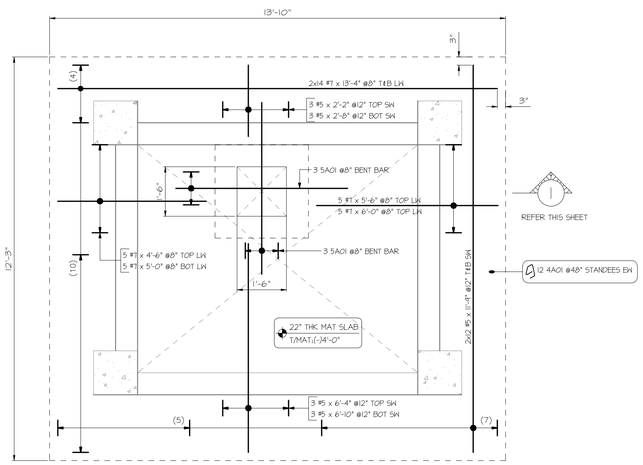

SHOWING MAT FOOTING REINFORCEMENT DETAILS

G.C TO VERIFY

SUMP PIT LOCATION WAS NOT SHOWN CLEARLY IN STRUCTURAL & ARCH DRAWINGS
KINDLY CONFIRM SUMP PIT LOCATION & BAR ARRANGEMENT DETAILS.

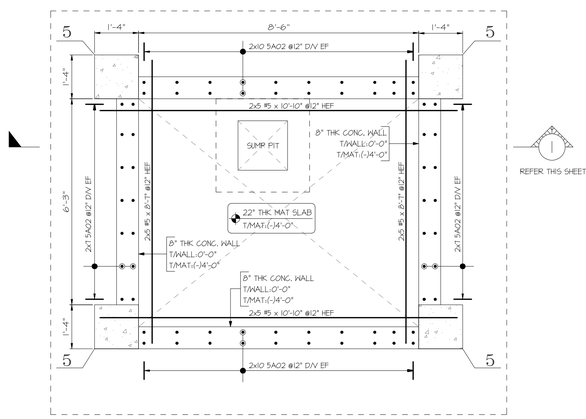

G.C TO VERIFY

FOR CONC. FDN WALL REINF. DETAILS ARE NOT SHOWN
THUS WE HAVE CONSIDERED & DETAILED AS #5 @12" EF EW.
PLEASE REVIEW & CONFIRM.

SHOWING CONC. FDN WALLS REINFORCEMENT DETAILS

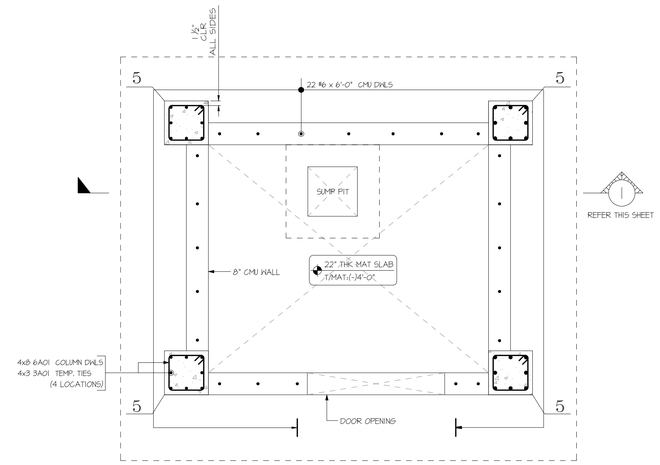

SHOWING CMU WALL & COLUMN DOWELS REINFORCEMENT DETAILS

ELEVATOR PIT

SDR:S-1 1/S-3 & 2/S-4
ADR:A-101
SCALE:1/2"=1'-0"

Release Number: ELEVATOR PIT MAT & WALLS — BENDING SCHEDULE

Bar Mark	Qty	Size	Total Length	Type	'A'	'B'	'C'	'D'	'E'	'F'	'G'	'H'	'J'	'K'	'O'	'R'
3A01	12	#3	5'-0"	T1	0'-4"	1'-1"	1'-1"	1'-1"	1'-1"		0'-4"					
4A01	12	#4	6'-8 ¼"	25		1'-6"	1'-1 ¼"	1'-6"	1'-1 ¼"	1'-6"		1'-1"		0'-6 ¼"		
5A01	6	#5	8'-4 ¼"	3		0'-10"	2'-3 ¼"	2'-1 ¼"	2'-3 ¼"	0'-10"		2'-2"		0'-8 ¼"	5'-2 ¼"	
5A02	68	#5	6'-1"	2	0'-10"	5'-3"										
6A01	32	#6	4'-6"	2	1'-0"	3'-6"										

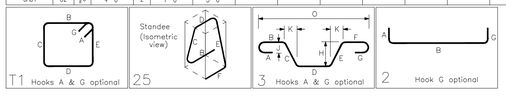

LAP TABLE WAS NOT PROVIDED IN STRUCTURAL DRAWINGS
THUS WE HAVE USED ACI LAP VALUES OF 4000 PSI FOR FOUNDATION
KINDLY REVIEW & CONFIRM.

G.C TO VERIFY

FOR COLUMNS

LAP TABLE 30 BAR DIA LAP	
BAR SIZE	LAP
#4	15"
#5	19"
#6	23"
#7	27"
#8	30"

FOR CMU WALL

LAP TABLE 48 BAR DIA LAP	
BAR SIZE	LAP
#4	24"
#5	30"
#6	36"
#7	42"
#8	48"

FOR ELEVATOR PIT

ACI LAP TABLE 4000 PSI		
BAR SIZE	TOP	BOT
#4	32"	25"
#5	40"	31"
#6	48"	37"
#7	70"	54"
#8	80"	62"

ABBREVIATION

VERT-VERTICAL
T/FTG-TOP OF FOOTING
SOG-SLAB ON GRADE
DWLS-DOWELS
CLR-CLEAR COVER
TYP.-TYPICAL
SIM.-SIMILAR
LOCS-LOCATIONS
REINF.-REINFORCEMENT
DWG-DRAWING
SHT-SHEET

APPROVAL WAIVED

ASTM A615 - GR 60 - BLK